

Carroll diagrams KS1

Sorting shapes in to Carroll diagrams at
2 levels of difficulty

To access the complete Carroll diagrams worksheets (including answers sheets) at these levels of difficulty:

- 2 sections - straight / curved
- 4 sections - straight / curved and 2-D / 3-D

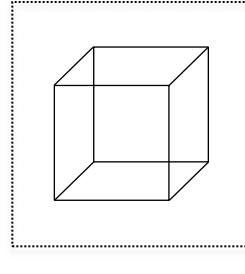
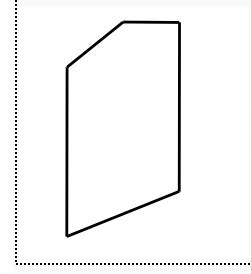
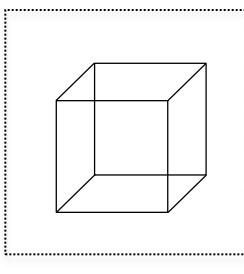
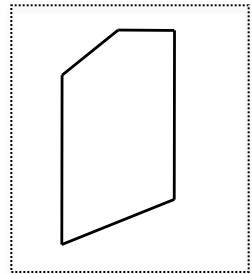
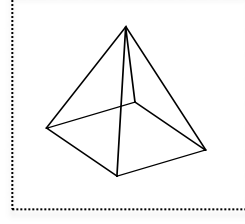
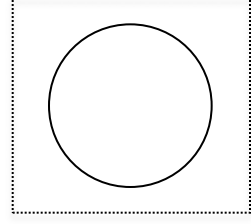
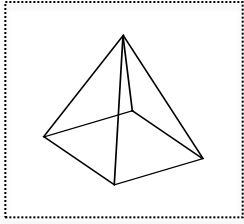
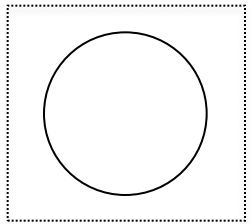
visit

<http://www.saveteacherssundays.com/maths/year-2/130/carroll-diagrams-ks1/>

where you will also find Carroll diagram lesson plans and other teaching resources



Lower ability



Name: _____


Independent / Some adult support / A lot of adult support

Date: _____

Sort shapes in to a Carroll diagram

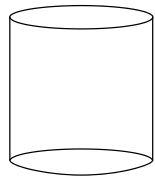
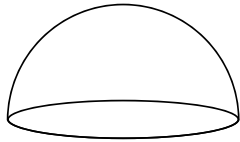

Curved edges / sides

Straght edges

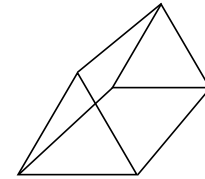
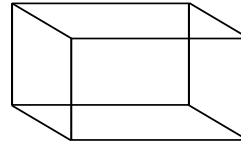


Answers

Curved edges / sides



Straght edges / sides




Higher ability

Name: _____

Independent / Some adult support / A lot of adult support

Date: _____

Sort shapes in to a Carroll diagram





Answers

2-D shape

3-D shape

Curved edges / sides



Straight edges / sides

